

# Lawn Irrigation System Information Permit Pack



The Mayor & Council of Middletown  
19 West Green Street  
Middletown, DE 19709-1315  
Phone: 302-378-1171  
Fax: 302-378-5675  
www.middletown.delaware.gov  
Permits&Inspections@middletown.delaware.gov

## 2018 International Plumbing Code

- All contractors must be licensed by the Town of Middletown.
- **Please Note:** All communities that have Homeowner Associations (HOA) or Architectural Committees, may require review and approval of any improvements made on the exterior of your home. Please follow your communities' rules and regulations.
- Prior to installation, a plumbing permit must be obtained from the Town of Middletown.
- Please call Miss Utility at 1-800-282-8555 or 811 prior to any digging regardless of the depth.
- The contractor and homeowner are responsible for any installations in easement areas; the Town of Middletown is not responsible for any damage that may occur to lawn irrigation systems in easement areas due to any maintenance issues that may occur in an easement area.
- All water being supplied to lawn irrigation systems must flow through the house water meter. No separate water meters or wells are permitted for lawn irrigation systems.
- 608.17.5, 2018 International Plumbing Code, Connections to lawn irrigation systems. "The potable water supply to lawn irrigation systems shall be protected against backflow by an atmospheric vacuum breaker, a pressure vacuum breaker assembly or a reduced pressure principle backflow prevention assembly. Valves shall not be installed downstream from an atmospheric vacuum breaker. Where chemicals are introduced into the system, the potable water supply shall be protected against backflow by a reduced pressure principle backflow prevention assembly."
- All exterior penetrations shall be filled or tightly caulked to prevent infestation and water infiltration within the wall assembly.
- Inspections need to be scheduled with the Town of Middletown by calling 302-378-1171; all requested inspections must be confirmed by 2:30 pm for next day inspection. Please reference your job site plumbing permit number and address. A 2-hour window, 1 hour before or 1 hour after the scheduled time of inspection is permitted for the Town of Middletown Code Officials to perform the scheduled inspection.
- Please **post permits** and have **approved plans** on site at all times prior to beginning of your project. Please have all permits and approved plans on site at the time of required inspections. This is to verify placement and construction of the project.

### Cost of Lawn Irrigation Permit

\$75.00 - this includes the plan review and required inspection.

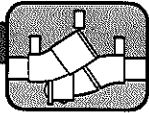
### Required Inspections

(Please call the number above to schedule inspections)

1. **Final** – Upon completion, access is required at the water connection for the system (inside the home) out to the sprinkler heads.

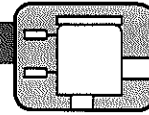
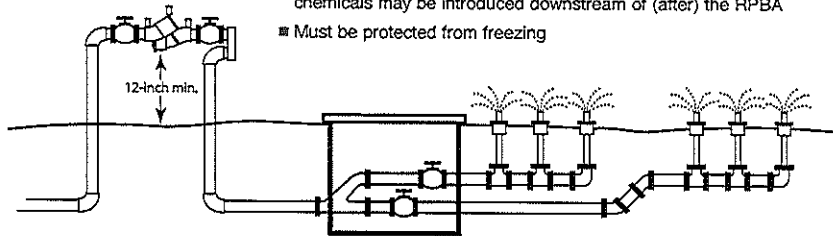
**PLEASE NOTE:** A final inspection is required **within five (5) days** of completion of the irrigation system.

*The following page is an illustration to help guide you to understand backflow devices, including a plumbing permit.*



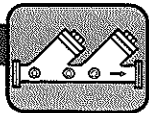
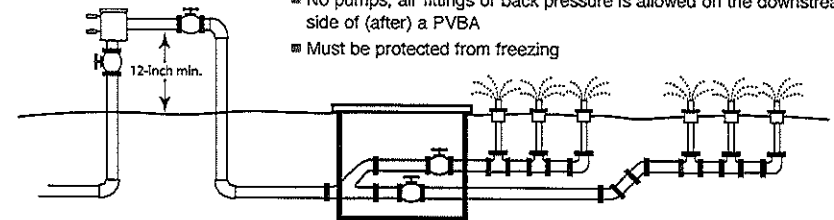
### Reduced Pressure Backflow Assembly (RPBA)

- Only one RPBA is required to serve the whole system; control valves can be located downstream of the RPBA
- Must be installed a minimum of one foot (12 Inches) above ground level
- Must be tested by a State-certified Backflow Assembly Tester when installed, annually, and when moved or repaired
- In an RPBA equipped system, fertilizer and other agricultural chemicals may be introduced downstream of (after) the RPBA
- Must be protected from freezing



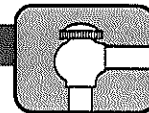
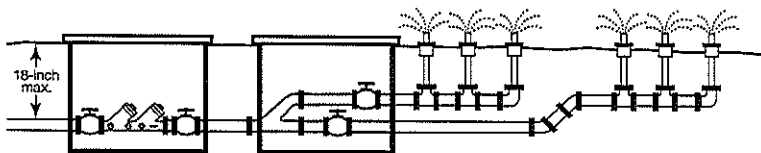
### Pressure Vacuum Breaker Assembly (PVBA)

- Only one PVBA is required to serve the whole system; control valves can be located downstream of (after) the PVBA
- Must be installed a minimum of one foot (12 inches) above the highest point of the irrigation system
- Must be tested by a State-certified Backflow Assembly Tester when installed, annually, and when moved or repaired
- No chemicals or fertilizers may be introduced into an irrigation system equipped with PVBAs
- No pumps, air fittings or back pressure is allowed on the downstream side of (after) a PVBA
- Must be protected from freezing



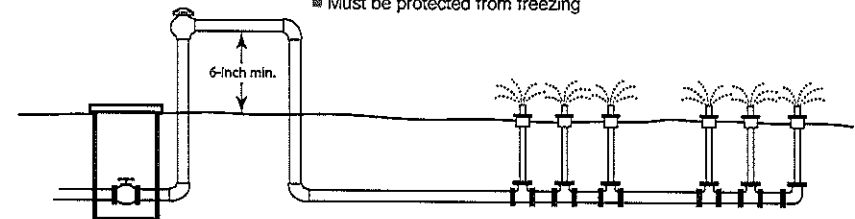
### Double Check Valve Assembly (DCVA)

- Only one DCVA is required to serve the whole system; control valves can be located downstream of the DCVA
- Can be installed below ground one to one and a half feet deep (12 to 18 inches) with at least three inches of clearance around the assembly
- Must be tested by a State-certified Backflow Assembly Tester when installed, annually, and when moved or repaired
- No chemicals or fertilizer may be introduced into an irrigation system equipped with DCVAs
- Must be protected from freezing



### Atmospheric Vacuum Breaker (AVB)

- One AVB is required on each irrigation zone; no control valves allowed downstream of (after) an AVB
- Each AVB must be installed a minimum of six inches above the highest point of water in the zone it serves
- No chemical or fertilizer may be introduced into an irrigation system equipped with AVBs
- No pumps, air fittings or back pressure source is allowed on the downstream side of (after) an AVB
- Must be protected from freezing



# Plumbing Permit Application



The Mayor & Council of Middletown  
19 West Green Street  
Middletown, DE 19709

Phone: (302) 378-1171 Fax: 302-378-5675  
[www.middletown.delaware.gov](http://www.middletown.delaware.gov)  
[permits&inspections@middletown.delaware.gov](mailto:permits&inspections@middletown.delaware.gov)

<b>JOB LOCATION:</b>		DATE: _____	
Tax Parcel # _____ - _____ - _____ [ _____ ]		Lot _____	Bldg. _____ Suite _____
Street No.: _____ Street: _____			
Subdivision: _____		Section: _____	Code _____
<b>APPLICANT</b> <i>(Individual Applying For Permit)</i>			
Name: _____		Phone #: _____	
Address: _____		Cell #: _____	
City, State: _____		Fax #: _____	
Zip Code: _____		Email: _____	
<b>Applicant's Signature:</b> _____			
<b>PROPERTY INFORMATION</b>			
Name: _____		Phone #: _____	
Address: _____		Cell #: _____	
City, State: _____		Fax #: _____	
Zip Code: _____		Email: _____	
<b>CONTRACTOR</b>		<b>Middletown Business License #:</b> _____ - _____	
Name: _____		Phone #: _____	
Address: _____		Cell #: _____	
City, State: _____		Fax #: _____	
Zip Code: _____		Email: _____	
<b>License Holder's Signature:</b> _____		<b>License Holder's State License #:</b> _____	
<b>IMPORTANT NOTICE:</b> <i>It is the responsibility of the Licensed Contractor to contact this office for all required inspections, including the Final Inspection. Failure to do so may result in penalties being instituted against your license.</i>			
<b>ALL APPLICABLE INFORMATION MUST BE FILLED OUT</b>			
BUILDING PERMIT NO.: _____		NEW INSTALLATION _____ RENOVATION _____	
_____ Residential _____ Commercial		_____ Other	
<b>DESCRIPTION OF JOB:</b> _____			
Size of building drain _____		Size of soil stack _____	
Size of building sewer _____		Size of stack vent _____	
Distance between sewer lateral and building _____			
Source of water supply: Public supply _____ Private well _____			
Water Heater: Size _____ gallons Make _____ Model # _____			
Location _____ Fuel Source _____			
<b>FOR NEW INSTALLATIONS, PLEASE INCLUDE THREE (3) COPIES OF DRAIN/WASTE/VENT DRAWINGS</b>			
Number of fixtures _____		<b>Cost of Materials:</b> _____	
Number of water heaters _____			
Number of sewer laterals _____			
Number of water services _____			
Number of gas inspections _____			
<b>VALIDATION</b>		<b>OFFICE USE ONLY</b>	
Plan Examiner: _____ Date: _____		Plan Review Fee: _____ Inspection Fee: _____	
Application ID #: _____		Permit No.: _____ Date: _____	